

### Recall Campaign: 4877-1767, 8.1L Throttle Body

Gas engines 8.1

Binder: C

Date: 07-2011

Page: 1(2)

#### Product Safety Recall

Volvo Penta has initiated a United States Coast Guard recall campaign on 8.1L engines within the following serial number range:

A138867 to A175860

Recall letters are being sent to registered owners of boats with these engines, advising them to contact a Volvo Penta servicing dealer regarding this recall. A copy of the letter is attached.

#### Failure

Fluid was inadvertently introduced into the electronic portion of the throttle body during our manufacturing process. The fluid may corrode internal sensors and circuits in the throttle body. Symptoms include;

- failure to start
- unexpected deceleration or acceleration
- high RPMs at engine start

All high RPM incidences to date occurred when the control was locked in the neutral position. However, if high RPMs occur when the engine is in gear, a risk of collision and resulting personal injury and property damage exists.


#### **WARNING!**

Risk of personal injury due to loss of throttle control. The customer should be advised that they should not use the boat until this inspection/repair has been completed.

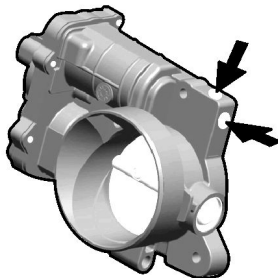
#### Campaign Mark

The campaign mark is two white paint dots on the throttle body. See illustration.

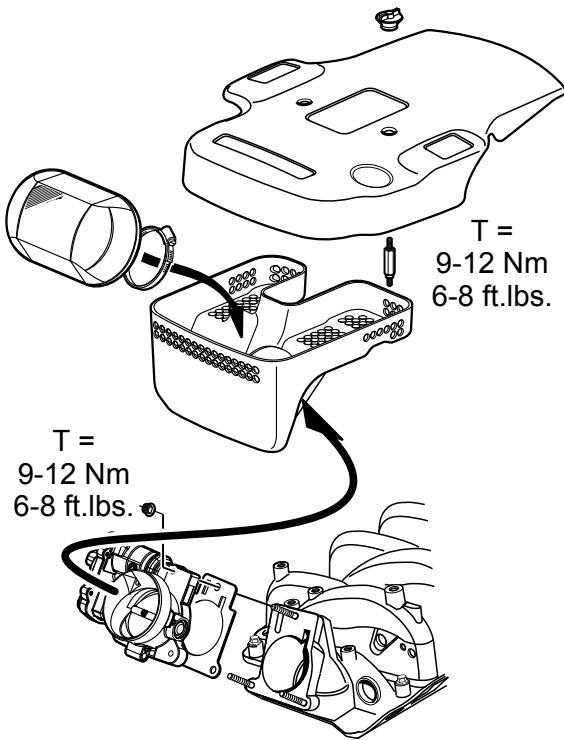
Engines that have been repaired at our factory and that are still boxed will also have **C-113** on the box, near the information labels. Do not inspect or file claims for these engines.



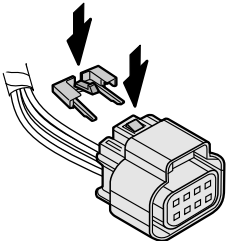
P0015327



P0015325



P0015326



P0015324

### Inspection and Repair

Inspect the throttle body for the campaign mark. If present file a warranty claim for the inspection, see below.

If no campaign mark is present the throttle body must be replaced.

Order the following part for each engine;  
1 ea. 3817844, throttle body

Remove the existing throttle body;  
disconnect engine battery power  
remove the engine cover  
loosen the clamp and remove the flame arrestor  
remove the two studs, then the baffle, if present  
disconnect the engine harness connector mounted to the throttle body; remove gray retainer, depress tang on the top of the connector, remove connector  
remove the three nuts, then remove the throttle body

Reverse procedure for assembly of new throttle body.  
Place the campaign marks on the new throttle body before installing baffle and cover.

### WARNING!

During reassembly, make sure the harness connector is fully engaged in the throttle body and the gray locking piece is installed. Test connector to insure it will not pull out of throttle body.

### Filing Warranty Claim

After the repair is completed, file a warranty claim as follows.

### Warranty Claim Information:

Warranty type:	54
Function group:	2565
Failed part:	3817844
Reason code:	09
Campaign no.:	4877-1767

### Flat Rate Labor Codes:

#### for inspection only

code	time	operation
23100	0.2 hour	inspection

#### for repair

code	time	operation
23000	0.5 hour	replace

The claim should be filed as soon as possible.  
Return the failed parts following Market Unit policy.

# VOLVO PENTA

June 2011

OWNER NAME  
ADDRESS

ENGINE SERIAL NUMBER

Re: Product Safety Recall  
Volvo Penta 8.1 liter marine engines built between July 1, 2010 and June 1, 2011

Dear Boat Owner:

This notice is being sent to notify you of an important safety issue involving the Volvo Penta 8.1 liter engine installed in your boat.

*The Reason for this Campaign:*

Volvo Penta has identified a problem where fluid was inadvertently introduced into the throttle body unit during the manufacturing process. Trapped fluid may corrode sensors within the throttle body resulting in failure to start, unexpected deceleration and/or high RPMs at engine start. All high RPM incidences to-date occurred when the control was locked in the neutral position. However, if unexpected high RPMs occur when the engine is in gear, a risk of collision and resulting personal injury and property damage exists.

*What you need to do:*

Please contact your Volvo Penta servicing dealer to schedule an appointment for this important recall service and mention Service Bulletin 25-6-5. Your dealer will replace the original throttle body with a new throttle body to eliminate this risk. The service is estimated to take approximately 1 hour, and will be performed at no charge to you. Due to service scheduling, your Volvo Penta dealer may require your boat for a slightly longer period of time. **Do not use your boat until this important service is conducted.**

*Who you may contact:*

If you have any questions, please contact your Volvo Penta authorized dealer. If your dealer is unable to answer your questions, in the USA contact Volvo Penta of the Americas, 1300 Volvo Penta Drive, Chesapeake, VA, 23320, phone (866) 273-2539, Monday through Friday, 9 AM to 5 PM Eastern Time. In Canada, contact Volvo Penta Canada at 7972 Enterprise Street, Burnaby, BC, V5A 1V7, phone (604) 872-7511, 8 AM to 5 PM Pacific Time. If you no longer own this boat, please contact us with the identification of the new owner, if available.

Your safety and continued satisfaction with your Volvo Penta powered boat is extremely important to us. We apologize for any inconvenience and appreciate your cooperation in having this important recall completed as quickly as possible.

Sincerely,

Volvo Penta Product Support

